

# Year 2 – Summer Art - How can we use Giuseppe Arcimboldo's technique and style to influence our paintings?

## Historical and cultural development of art

Cave Paintings  
(30,000 BC)



Citrus Fruit (63-79 BC)



Arcimboldo (1591)  
Vertumnus



Vermeer (1665) Girl  
with a Pearl Earring



Vincent van Gogh (1883)  
Bulb Fields



Carlo Carra (1913)  
The Red Horseman



M.C. Escher (1953)  
Relativity Lattice



Giuseppe Arcimboldo (1527-1593)



Pupils will have painted their face in the style of Giuseppe Arcimboldo.


## Glossary:

- **Warm colours**-These are colours that remind of the sun or sunset. Warm colours are red, yellow and orange.
- **Cold colours**-These are linked to quietness and sadness. Cold colours are purple, blue and green.
- **Mood**-Mood is the atmosphere that is created from the painting.
- **Tint**- This is created when white is added to show where light would hit the object.
- **Tone**-This is created when black or grey is added to show where a shadow would be formed.
- **Colour wash**-The paint is applied to an area in a smooth way, where the brush strokes cannot be seen.



## Sticky Knowledge:


- Demonstrate control over the types of marks made with a range of media such as crayons, pastels, felt tips, charcoal, pen, chalk.
- Know how to use primary and secondary colours to mix colours for mood.
- Know how to use a colour wheel.
- Know how to tint and tone colour.
- Know how to use the right brush for the right mark.



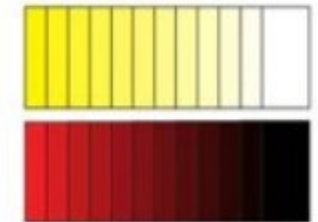
Charcoal Marks



Chalk Marks



Pastel Marks



Tint and tone



Colour Wheel



Variety of mark making