

Year 2 – Spring Art – How can we use Giuseppe Arcimboldo technique and style to influence our drawings?

Historical and cultural development of art

Cave Paintings
(30,000 BC)



Citrus Fruit (63-79 BC)



Arcimboldo (1591)
Vertumnus



Vermeer (1665)
Girl with a Pearl Earring




Vincent van Gogh (1883)
Bulb Fields



Carlo Carra (1913)
The Red Horseman



M.C. Escher (1953)
Relativity Lattice



Giuseppe Arcimboldo

(1526-1593)




He is Italian and was born in Milan. His father was a painter.

He is best known for painting portrait heads made entirely out of objects such as fruits and vegetables.

Drawing to scale




Using grids



Sticky Knowledge:

- Know how to draw objects smaller and larger.
- Know how to position an object on a page.
- Know how a grid can be used to copy/draw an image.
- Know how to use dots, hatching, scribbling or lines to show texture or pattern.

Hatching and cross hatching



Glossary:

- **Drawing to scale**- A drawing that shows a real object with accurate sizes, reduced or enlarged by a certain amount.
- **Grid**- A grid is a pattern of regularly spaced horizontal and vertical lines that form squares, which help to draw to scale.
- **Hatching** – Drawing lots of fine lines in the same direction.
- **Cross hatching**- Drawing lots of fine lines horizontally and vertically to create texture.
- **Texture**- Marks added to make the object look real.
- **Pattern**- A pattern is a design that is repeated.

