

# Year 4 - Art - How do artists accurately create a drawing of a street view in perspective?

SDG LINK

10 REDUCED  
INEQUALITIES



## Historical and cultural development of art

Cave Paintings  
(30,000 BC)



Citrus Fruit (63-79 BC)



Arcimboldo (1591)

Vertumnus



Vermeer (1665)

Girl with a Pearl Earring



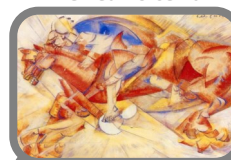
Vincent van Gogh (1883)

Bulb Fields



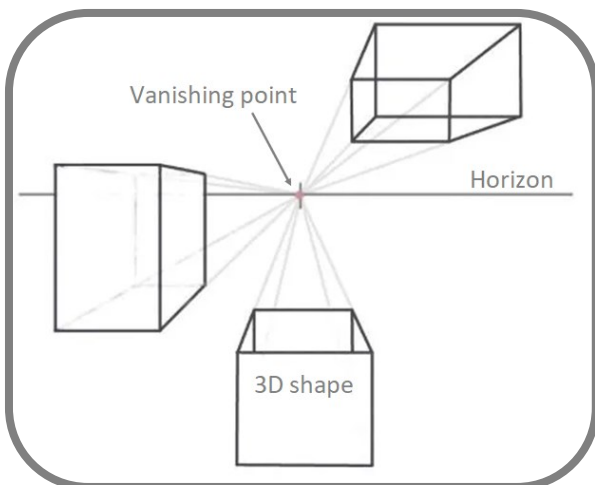

Carlo Carrà (1913)

The Red Horseman



M.C. Escher (1953)

Relativity Lattice



## Sticky Knowledge:

- Know how to use different pencils for effect.
- Know how to draw using a viewpoint.
- Know that objects get smaller in the distance.
- The effect of perspective and vanishing point in a drawing.
- Know how and why we sketch an outline.
- Know how to draw using perspective.

## Glossary:

- Two dimensions: An image that has length and width.
- Three dimensions: An image that has length, width and depth.
- Perspective: To represent three-dimensional objects on a two-dimensional surface.
- Focal point: The area of a picture that attracts the eye.
- Vanishing point: A point where lines appear to disappear into the distance.
- Detail: An individual feature of an image.
- Horizon: The point where the earth meets the sky.



Stephen Wiltshire 2021

