

Year 3 - Art - How does Mariusz Kedzierski draw a face in proportion?

Historical and cultural development of art

Cave Paintings
(30,000 BC)



Citrus Fruit (63-79 BC)



Arcimboldo (1591)

Vertumnus



Vermeer (1665)

Girl with a Pearl Earring




Vincent van Gogh (1883)

Bulb Fields



Carlo Carra (1913)

The Red Horseman



M.C. Escher (1953)


Relativity Lattice



SDG LINK



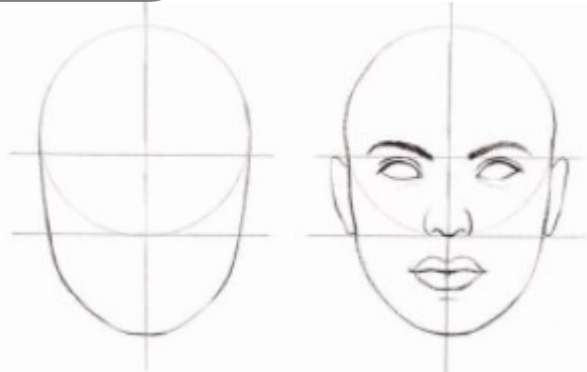
8B 6B 4B 2B HB 2H 4H 6H 9H



The effects of different grades of pencils

Glossary:


- Interpret: To say something about a piece of art work
- Technique: Having the skill and the ability to do something well.
- Sketch: A picture made by making lines and marks on paper with a pencil, pen or crayon.
- Shading: The lines and marks used in a drawing or painting to show depth.
- Portraits: A painting, drawing or photograph of a person depicting only the face or head and shoulders.
- Proportion: The relationship of size (height, width and depth).
- Refine: The improvement of an idea.
- Gradients: Gradual blending of one colour/shade to another.



Stippling



Scumbling



Shading



Smudging



Crosshatching



Mariusz
Kedzierski

2021

Sticky Knowledge:

- To know there are different graded pencils and their effect.
- Know how to create intricate marks, patterns with a pencil.
- Know how to draw using a grid.
- Know how to draw a face using proportion.
- Know how to use shading to show light and shadow.