

Year 1 - Art - How do artists create a still life drawing?

Historical and cultural development of art

Cave Paintings
(30,000 BC)



Citrus Fruit (63-79 BC)



Arcimboldo (1591)

Vertumnus



Vermeer (1665)


Girl with a Pearl Earring



Vincent van Gogh (1883)
Bulb Fields



Carlo Carra (1913)
The Red Horseman



M.C. Escher (1953)
Relativity Lattice




Glossary:

- **Technique:** Having the skill and the ability to do something well.
- **Sketch:** A picture made by making lines and marks on paper with a pencil, pen or crayon.
- **Texture:** The physical tactile feeling of the surface of a work of art (smooth, rough, fuzzy).
- **Tone:** The lightness and darkness of colour used.
- **Space:** Giving a feeling of depth or 3 dimensions.
- **Outline:** A drawing consisting only of line.
- **Proportion:** The relationship of size (height, width and depth).

Paul Cezanne 'Still life, pitcher and fruit'




1894



Sticky Knowledge:

- To know how to control basic drawing tools.
- To know how to draw a simple line or shape to represent an object.
- To know that making a mark is recording what they see.
- To know how to use a pencil for hatching, scribbling and dotting.
- To know where to place an object on a piece of paper.

scribble



line/outline



stippling



cross-hatching

